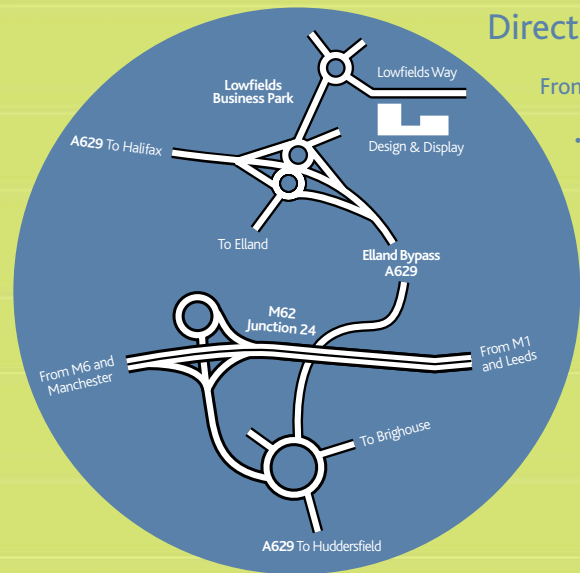


- slatwall panels
- sokit
- pokit
- retail equipment
- laminated products
- bendy mdf
- matchboarding
- specialist joinery
- point of sale



only limited by your imagination.



Directions

From the M62 - Junction 24

- Follow the signs for Halifax A629.
- Continue down the Ainleys (steep dual carriageway) for approximately 1 mile.
- Follow the slip road signposted Elland and Lowfields Business Park.
- At the figure of eight roundabout take the 3rd exit.
- Go under the viaduct bridge.
- At the next roundabout take the 3rd exit onto Lowfields Way.
- Our building is 4th on the right (cream building with green railings).

designSmiths T 0113 236 1796

slatwall^{d³}

experience the difference

Design and Display are one of the biggest manufacturers and suppliers of Slatwall panels in the UK, manufacturing over (200,000) panels a year for hundreds of customers - large and small.

In this market, experience really matters and our capability of offering fast turnaround on the latest state of the art CNC routing machinery is second to none.

Slatwall offers retail store designers and fitters almost limitless configuration options. To satisfy aesthetics there are literally hundreds of possible combinations of profiles, finishes, inserts, colours and accessories. This is well balanced by the utility of the many hanging, stacking, hooking, shelving, radius corner and joining options.

Whatever you've got in mind, from specialist joinery through to versatile wall panel display systems our knowledgeable sales staff have the answer. Just call us with your brief and we'll help to turn your ideas into reality.

display solutions

Our display systems demonstrate commitment to product design development and craftsmanship.

Working with leading retailers, designers and specifiers, our experienced creative team utilises the latest online CAD/CAM technology and virtual 3D imaging to develop and apply dynamic solutions that meet the demands of a constantly evolving retail landscape.

This, together with our responsiveness, manufacturing quality and extensive experience in providing bespoke solutions combine to position our business at the forefront of innovative retail equipment manufacturing.

Call our order line now 01422 378000



design innovation

Capability and commitment.

Design and Display operate a 24 hour production cycle from a purpose built, 100,000 square foot facility. This houses one of the largest CNC machines currently in use in the UK. This is complemented by state of the art routing, beam saw cutting, edging, postforming, laminating and robotic paint spraying capabilities.

This ongoing investment is supported by a work force dedicated to working to the absolute highest standards of precision and craftsmanship.


delivered beyond expectation


Design and Display's reputation is created by the clients who work with us.


These relationships grow and prosper with our commitment to providing exceptional levels of service, defined by dedicated project management, friendly, down to earth lines of communication, trust and an open proactive culture.


Talk to us about your specific requirements or for more information about our products and services



design innovation 

display solutions 

delivered beyond expectation 



8 x 4 x 100mm pitch

Product description	4 or less £	4-24 £	25-49 £	50-99 £
Unpainted display board	18.50	17.50	16.50	15.50
Painted as above	32.50	31.50	30.50	29.50
Single sided Melamine board (white, cream and grey)	23.00	22.00	21.00	20.00
Melamine (white, cream and grey)	28.50	27.50	26.50	25.50
Laminated (based on a plain colour)	83.00	82.00	81.00	80.00
Ash and oak veneer (sanded only)	44.00	43.00	42.00	41.00
Ash and oak veneer (sealed and lacquered)	55.00	54.00	53.00	52.00
Mirrored acrylic	105.00	104.00	103.00	102.00
Special melamine effects, coral, golden beech, light oak, kobi ash, hungarian ash and granite, brushed aluminium.	33.00	32.00	31.00	30.00
Special paint finishes from	38.00	37.00	36.00	35.00
PVC inserts (L shape)	10.00	9.50	9.00	8.50
Aluminium inserts (T shape)	24.00	22.00	22.00	22.00
Aluminium inserts (L shape)	22.00	18.00	18.00	18.00

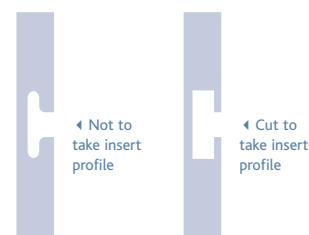
8 x 4 x 75mm pitch

Product description	4 or less £	4-24 £	25-49 £	50-99 £
Unpainted display board	24.00	23.00	22.00	21.00
Painted as above	38.00	37.00	36.00	35.00
Single sided Melamine (white, cream and grey)	28.50	27.50	26.50	25.50
Melamine (white, cream and grey)	34.00	33.00	32.00	31.00
Laminated (based on a plain colour)	88.50	87.50	86.50	85.50
Ash and oak veneer (sanded only)	49.50	48.50	47.50	46.50
Ash and oak veneer (sealed and lacquered)	60.50	59.50	58.50	57.50
Special paint finishes from	44.00	43.00	42.00	41.00
PVC inserts (L shape)	13.50			
Aluminium inserts (T shape)	32.00			
Aluminium inserts (L shape)	26.75			

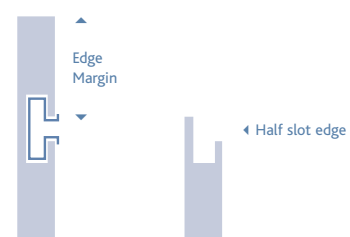
Margin/Edge Detail & Insert quantity

Portrait				
SIZE mm	100 PITCH	75 PITCH	50 PITCH	
2440x1220	70mm Margins 24 Inserts	75mm Margins 31 Inserts	70mm Margins 47 Inserts	
2400x1200	50mm Margins 24 Inserts	75mm Margins 31 Inserts	50mm Margins 47 Inserts	
Landscape				
SIZE mm	100 PITCH	75 PITCH	50 PITCH	
2440x1200	1/2 Slot Top & Bottom 12 Inserts	1/2 Slot Top & Bottom 16 Inserts	1/2 Slot Top & Bottom 24 Inserts	

Slatwall Profiles



Margin & Edge details



Pitches of our Slatwalls

Our standard pitch is 100mm between centres we can do any other slot centre you should require. Please contact our sales team for details.

Size of standard panels

The size of our standard board is 2440 x 1220 we can trim the boards to 2400 x 1200 or any size you should require for a small additional charge.

Design & Display panel specials

For the range of standard melamine finishes available please refer to our display box. We would be delighted to quote for any special finish you require.

Paint Effects

Our painting facilities include robotic paint spraying to achieve a BS or RAL colour. We can also do numerous special paint effects.

8 x 4 x 50mm pitch

Product description	4 or less £	4-24 £	25-49 £	50-99 £
Unpainted display board x 50 pitch	23.50	22.50	21.50	20.50
Painted as above	37.50	36.50	35.50	34.50
Single sided Melamine (white, cream and grey)	28.00	27.00	26.00	25.00
Melamine (white, cream and grey)	33.50	32.50	31.50	30.50
Laminated (based on a plain colour)	88.00	87.00	86.00	85.00
Ash and oak veneer (sanded only)	49.00	48.00	47.00	46.00
Ash and oak veneer (sealed and lacquered)	60.00	59.00	58.00	57.00
Special paint finishes from	43.00	42.00	41.00	40.00
PVC inserts (L shape)	20.00			
Aluminium inserts (T shape)	48.00			
Aluminium inserts (L shape)	40.00			

4 x 4 x 100mm pitch

Product description	4 or less £	4-24 £	25-49 £	50-99 £
Unpainted display board	10.00	9.50	9.00	8.50
Painted as above	17.00	16.50	16.00	15.50
Single sided Melamine (white, cream and grey)	12.50	12.00	11.50	11.00
Melamine (white, cream and grey)	15.50	15.00	14.50	14.00
Laminated (based on a plain colour)	43.00	42.50	42.00	41.50
PVC inserts (L shape)	5.00			
Aluminium inserts (T shape)	12.00			
Aluminium inserts (L shape)	10.00			

Please do not hesitate to contact us for quotes in excess of 100 boards.

8 x 4 unslotted panels

Product description	4 or less £	4-24 £
Unpainted MDF	15.50	14.50
Single sided Melamine (white, cream and grey)	20.00	19.00
Melamine (white, cream and grey)	24.00	23.00
Laminated (based on a plain colour)	45.00	44.00
Ash and oak veneer (sanded only)	37.00	36.00
Ash and oak veneer (sealed and lacquered)	46.00	45.00

We can produce slatted panels at any other pitch, finish or size you may require, and we would be delighted to quote you on your specific requirements. Boards can be slotted on the 4 ft or 8 ft width, (portrait or landscape). All prices are on a COD basis and are subject to our conditions of sale available on request. A credit account application may be opened subject to satisfactory references. All prices are exclusive of transport and VAT.

Wood Veneers

We can supply you veneers as requested. Please note that our veneers are a natural material with variations in both colour and grain pattern. If you require an identical colour and grain pattern we would suggest a wood grain melamine board. Unless otherwise specified we machine our veneered boards in the same direction as the grain.

Laminates

We bond our laminate boards in house which enables us to provide a fast and efficient lead time together with a competitive price.



Metal Accessories

Code	Product description	Price £
CHH75	Chrome plated heavy duty display hook 6mm rod 75 long	1.03
CHH15	Chrome plated heavy duty display hook 6mm rod 150 long	1.13
CHH22	Chrome plated heavy duty display hook 6mm rod 225 long	1.24
ZHH75	Zinc galvanised heavy duty display hook 6mm rod 75 long	0.68
ZHH15	Zinc galvanised heavy duty display hook 6mm rod 150 long	0.70
ZHH22	Zinc galvanised heavy duty display hook 6mm rod 225 long	0.79
ZHH30	Zinc galvanised heavy duty display hook 6mm rod 300 long	0.89
PLH10	Plastic moulded light duty display hook white, grey, black 100 long	0.47
PLH15	Plastic moulded light duty display hook white, grey, black 150 long	0.53

Code	Product description	Price £
ZLH10	Zinc galvanised light duty display hook wire con 100 long	0.26
ZLH15	Zinc galvanised light duty display hook wire con 150 long	0.37
ZLH20	Zinc galvanised light duty display hook wire con 200 long	0.41

Code	Product description	Price £
CHE10	Chrome plated heavy duty euro-hook 5mm rod 100 long	1.35
CHE15	Chrome plated heavy duty euro-hook 5mm rod 150 long	1.55
CHE20	Chrome plated heavy duty euro-hook 5mm rod 200 long	1.73
CHE30	Chrome plated heavy duty euro-hook 5mm rod 300 long	1.99
ZHE20	Zinc galvanised heavy duty euro-hook 5mm rod 200 long	0.97
ZHE30	Zinc galvanised heavy duty euro-hook 5mm rod 300 long	1.20
ZHE 40	Zinc galvanised heavy duty euro-hook 5mm rod 400 long	1.55

Code	Product description	Price £
CNA12	Chrome plated 12 notch sloping arm	3.94

Code	Product description	Price £
CBA	Chrome plated 10 ball sloping arm	4.73

Code	Product description	Price £
CSA30	Chrome plated straight arm with ball end 300 long	4.20
CSA40	Chrome plated straight arm with ball end 400 long	4.40

Code	Product description	Price £
CHA5	Chrome plated 5 hook sloping arm 280 long	5.40

Code	Product description	Price £
CHR10	Chrome plated D-hanging rail 1000 long 300 projection	13.75
CHR50	Chrome plated D-hanging rail 500 long 300 projection	10.50
CLHR	Chrome plated light weight hanging rail 600 long 50 projection	3.57

Metal Accessories (CONTINUED)

Code	Product description	Price £
CTS15	Chrome plated timber shelf brackets 150 long per pair	5.56
CTS22	Chrome plated timber shelf brackets 225 long per pair	5.80
CTS30	Chrome plated timber shelf brackets 300 long per pair	6.30
CTS35	Chrome plated timber shelf brackets 350 long per pair	6.50
SCT30	Chrome plated sloping timber shelf brackets 300 long per pair	8.09

Code	Product description	Price £
CGS15	Chrome plated glass shelf brackets 150 long per pair	6.89
CGS22	Chrome plated glass shelf brackets 225 long per pair	7.48
CGS30	Chrome plated glass shelf brackets 300 long per pair	8.00

Code	Product description	Price £
CDW12	Chrome display ring 125 diameter	2.63

Code	Product description	Price £
CCH	Chrome plated clock hook	1.26
ZCH	Zinc galvanised clock hook	0.74

Code	Product description	Price £
CPH	Chrome plated picture hook	0.27

Code	Product description	Price £
CHB	Cabinet hanging bracket	1.50

The Design and Display range of chromed accessories are manufactured to the highest standard in both quality and strength in addition, any accessory you may require that is not seen can be manufactured in chrome or epoxy coated. The range is always being updated and most items are available ex-stock. The zinc plated range should be used only when the quality of the accessory is not of the essence.

All goods sold subject to our conditions of sale available on request. Payment terms COD, unless otherwise agreed.

Joining sections and edging


Code	Product description	Price £
HS180	H Joining section white	7.00
HS181	H Joining section cream	7.00
HS182	H Joining section grey	7.00


Code	Product description	Price £
QPR185	Radius quadrant section white x 3050L	8.00
QPR186	Radius quadrant section cream x 3050L	8.00
QPR187	Radius quadrant section grey x 3050L	8.00


Call our order line now 01422 378000


Call our order line now 01422 378000


Joining sections and edging (Continued)


	Code	Product description	Price £
	QCP165	Radius quadrant cornerpiece white 1 off	0.50
	QCP166	Radius quadrant cornerpiece cream 1 off	0.50
	QCP167	Radius quadrant cornerpiece grey 1 off	0.50


	Code	Product description	Price £
	QEC165	Quadrant end capping white 1 off	0.40
	QEC166	Quadrant end capping cream 1 off	0.40
	QEC167	Quadrant end capping grey 1 off	0.40


	Code	Product description	Price £
	SQF188	Flat quadrant section white x 3050 L	8.00
	SQF189	Flat quadrant section cream x 3050 L	8.00
	SQF190	Flat quadrant section grey x 3050 L	8.00

	Code	Product description	Price £
	QPF188	Flat quadrant cornerpiece white 1 off	0.50
	QPF189	Flat quadrant cornerpiece cream 1 off	0.50
	QPF190	Flat quadrant cornerpiece grey 1 off	0.50


	Code	Product description	Price £
	FEC188	Flat quad end capping white 1 off	0.40
	FEC189	Flat quad end capping cream 1 off	0.40
	FEC190	Flat quad end capping grey 1 off	0.40

	Code	Product description	Price £
	DS180	D shaped edging strip white 2440	5.00
	DS181	D shaped edging strip cream 2440	5.00
	DS182	D shaped edging strip grey 2440 (3050 available – POA)	5.00

	Code	Product description	Price £
	CM180	Cornermoulding D section white 1 off	0.50
	CM181	Cornermoulding D section cream 1 off	0.50
	CM182	Cornermoulding D section grey 1 off	0.50


	Code	Product description	Price £
	ES180	End capping D section white 1 off	0.40
	ES181	End capping D section cream 1 off	0.40
	ES182	End capping D section grey 1 off	0.40


Acrylic Accessories

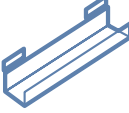
	Code	Product description	Price £
	FSS	Flat shoe shelf 250 x 100	1.15
	FS6X1	Flat acrylic shelf heavy duty 600 x 100	5.05
	FS6X2	Flat acrylic shelf 600 x 200	6.40
	FS6X2	Flat acrylic shelf heavy duty 600 x 200	10.50
	FS6X3	Flat acrylic shelf heavy duty 600 x 300	11.30


Acrylic Accessories (Continued)


	Code	Product description	Price £
	FSFL25X1	Flat acrylic shelf with front lip 250 x 100	3.40
	FSFL3X15	Flat acrylic shelf with front lip 300 x 150	4.30
	FSFL4X2	Flat acrylic shelf with front lip 400 x 200	5.40
	FSFL6X2	Flat acrylic shelf with front lip 600 x 200	7.50
	HDFL6X2	Flat acrylic shelf with front lip heavy duty 600 x 200	12.50
	HDFL6X3	Flat acrylic shelf with front lip heavy duty 600 x 300	13.25

	Code	Product description	Price £
	FSS15X3	Forward sloping acrylic shelf with lip 150 x 300	3.80
	FSS6X3	Forward sloping acrylic shelf with lip heavy duty 600 x 300	15.90
	FSSS	Forward sloping acrylic shoe shelf	3.50

	Code	Product description	Price £
	RSTS	Right sloping acrylic shoe shelf toe stop	4.50
	LSTS	Left sloping acrylic shoe shelf toe stop	4.50

	Code	Product description	Price £
	GCR6	Greeting card rack acrylic 600 long	6.30
	GCR8	Greeting card rack acrylic 800 long	7.50
	VCR6	Video cassette acrylic display rack 600 long	6.00
	VCR8	Video cassette acrylic display rack 800 long	8.40

	Code	Product description	Price £
	TCR6	Triple greeting card rack 600 long	23.80
	TCR8	Triple greeting card rack 800 long	26.90

	Code	Product description	Price £
	SDR	Spectacle acrylic display rack 600 long	5.30

	Code	Product description	Price £
	GRDR	Gift wrap acrylic display rail 600 long	7.60

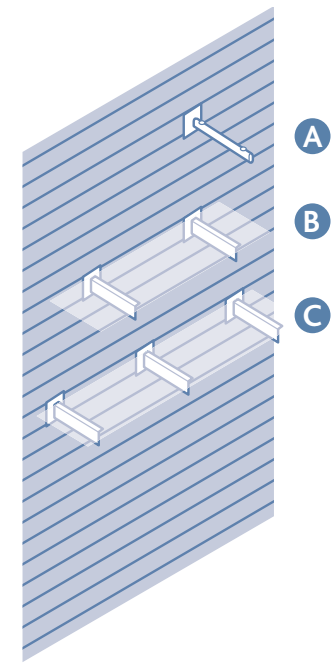
	Code	Product description	Price £
	DT1X2	Display tray acrylic 100 x 200	5.30
	DT15X45	Display tray acrylic 150 x 450	7.50
	DT2X6	Display tray acrylic 200 x 600	9.50

	Code	Product description	Price £
	SDT35X22	Sloping display tray acrylic 220 x 350	3.80



slatwall®

weight loadings



Recommended Weight Loadings

A	200 LONG HANGING ARM	
	ALUMINIUM INSERTS	29 KG
	NOT TO TAKE INSERTS	15 KG
	PLASTIC INSERTS	12 KG
B	300 LONG HANGING ARM	
	ALUMINIUM INSERTS	15 KG
	NOT TO TAKE INSERTS	8 KG
	PLASTIC INSERTS	6 KG
C	300mm SHELF ON 2 BRACKETS	
	ALUMINIUM INSERTS	27 KG
	NOT TO TAKE INSERTS	18 KG
	PLASTIC INSERTS	10 KG
C	300mm SHELF ON 3 BRACKETS	
	ALUMINIUM INSERTS	40 KG
	NOT TO TAKE INSERTS	27 KG
	PLASTIC INSERTS	15 KG


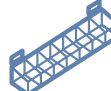


For heavy duty applications, fabricated panels can be specified to match the load bearing requirement. These panels are the strongest available.

Fire Rated Panels

Fire rated panels can be supplied, to comply with all current UK & European standards.

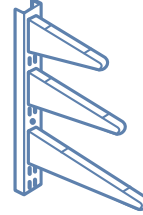
Call our order line now 01422 378000

Acrylic Accessories (CONTINUED)

	Code	Product description	Price £
	GFD	Gravity feed dispenser 195 x 280	21.90
	PPD	Pen and pencil display 600 x 75	16.50
	RBBD	Ribbon and bow box with dividers 600mm	24.00
	DC	Display cube 300 x 300	23.00
	LD_A4	Leaflet dispenser _ A4	2.10
	LDA5	Leaflet dispenser A5	2.60
	LDA4	Leaflet dispenser A4	3.20

The Design and Display range of acrylic and injection moulded accessories are manufactured to the highest standard, incorporating over fifty items ex-stock and specials to order.
All goods sold subject to our conditions of sale available on request.
All prices are exclusive of transport and VAT.

Wall Shelving Uprights & Brackets

	Code	Product description	Price £
	WSU24	White shelving upright 2400 long	9.44
	WSU14	White shelving upright 1220 long	5.58
	WSB120	White shelving bracket 120 long	1.84
	WSB170	White shelving bracket 170 long	2.32
	WSB22	White shelving bracket 220 long	2.84
	WSB27	White shelving bracket 270 long	3.24
	WSB30	White shelving bracket 305 long	3.64
	WSB36	White shelving bracket 360 long	4.08
	WSB47	White shelving bracket 470 long	7.00
	SJB	Shelf jointing brackets	0.20

The Design and Display range of shelving uprights and brackets are finished in a white scratch resistant epoxy polyester coating.
All prices are exclusive of transport and VAT.

Call our order line now 01422 378000